

Gelatin_01

Ingredient List



Tea Grounds_30 g



Glycerine_2 g



Water_180 ml



Gelatin_36 g

QR CODE



Preparation Steps



Material Assessments


- hard soft
- smooth rough
- matte glossy
- elastic not elastic
- strong weak

- opaque transparent
- tough ductile
- light heavy
- fibred not-fibred

Forming Technique
-Mold

References
-Materiom.org

Mavi Can Obuz





Gelatin_02

Ingredient List



Yarrow_4 g



Glycerine_6 g



Water_180 ml





Gelatin_36 g

QR CODE



Preparation Steps




Material Assessments

hard soft
smooth rough
matte glossy
elastic not elastic
strong weak

opaque transparent
tough ductile
light heavy
fibred not-fibred

Forming Technique
-Mold

References
-Materiom.org



Mavi Can Obuz



Gelatin_03

Ingredient List



Tea Grounds_30 g



Glycerine_6 g



Water_180 ml



Gelatin_54 g

QR CODE



Preparation Steps



Material Assessments


hard soft
 smooth rough
 matte glossy
 elastic not elastic
 strong weak

opaque transparent
 tough ductile
 light heavy
 fibred not-fibred

Forming Technique
-Mold

References
-Materiom.org





Mavi Can Obuz





Starch_01


Ingredient List

			
Sand_125 g	Cornstarch_25 g	Water_22.5 ml	Glycerine_18 g

QR CODE



Preparation Steps




Material Assessments

hard <input type="checkbox"/>	<input checked="" type="checkbox"/>	<input checked="" type="checkbox"/>	<input checked="" type="checkbox"/>	soft <input type="checkbox"/>	opaque <input checked="" type="checkbox"/>	<input checked="" type="checkbox"/>	<input checked="" type="checkbox"/>	transparent <input type="checkbox"/>
smooth <input type="checkbox"/>	<input checked="" type="checkbox"/>	<input checked="" type="checkbox"/>	<input checked="" type="checkbox"/>	rough <input type="checkbox"/>	tough <input type="checkbox"/>	<input checked="" type="checkbox"/>	<input checked="" type="checkbox"/>	ductile <input type="checkbox"/>
matte <input checked="" type="checkbox"/>	<input checked="" type="checkbox"/>	<input checked="" type="checkbox"/>	<input checked="" type="checkbox"/>	glossy <input type="checkbox"/>	light <input type="checkbox"/>	<input checked="" type="checkbox"/>	<input checked="" type="checkbox"/>	heavy <input type="checkbox"/>
elastic <input type="checkbox"/>	<input checked="" type="checkbox"/>	<input checked="" type="checkbox"/>	<input checked="" type="checkbox"/>	not elastic <input type="checkbox"/>	fibred <input checked="" type="checkbox"/>	<input checked="" type="checkbox"/>	<input checked="" type="checkbox"/>	not-fibred <input type="checkbox"/>
strong <input checked="" type="checkbox"/>	<input checked="" type="checkbox"/>	<input checked="" type="checkbox"/>	<input checked="" type="checkbox"/>	weak <input type="checkbox"/>				

Forming Technique
-Mold

References
-Naturelab.risd.edu





Starch_02

Ingredient List



Sand_125 g



Cornstarch_25 g



Water_32.5 ml




Turmeric_30 g

QR CODE



Preparation Steps






Material Assessments

hard	<input checked="" type="checkbox"/>	<input type="checkbox"/>	soft	<input type="checkbox"/>	<input checked="" type="checkbox"/>
smooth	<input type="checkbox"/>	<input checked="" type="checkbox"/>	rough	<input type="checkbox"/>	<input checked="" type="checkbox"/>
matte	<input checked="" type="checkbox"/>	<input type="checkbox"/>	glossy	<input type="checkbox"/>	<input checked="" type="checkbox"/>
elastic	<input type="checkbox"/>	<input checked="" type="checkbox"/>	not elastic	<input type="checkbox"/>	<input checked="" type="checkbox"/>
strong	<input checked="" type="checkbox"/>	<input type="checkbox"/>	weak	<input type="checkbox"/>	<input checked="" type="checkbox"/>
opaque	<input checked="" type="checkbox"/>	<input type="checkbox"/>	transparent	<input type="checkbox"/>	<input checked="" type="checkbox"/>
tough	<input checked="" type="checkbox"/>	<input type="checkbox"/>	ductile	<input type="checkbox"/>	<input checked="" type="checkbox"/>
light	<input type="checkbox"/>	<input checked="" type="checkbox"/>	heavy	<input type="checkbox"/>	<input checked="" type="checkbox"/>
fibred	<input checked="" type="checkbox"/>	<input type="checkbox"/>	not-fibred	<input type="checkbox"/>	<input checked="" type="checkbox"/>

Forming Technique
-Mold

References
-Naturelab.risd.edu





Starch_03

Ingredient List



Sand_125 g



Cornstarch_25 g



Water_22.5 ml




Lavender_5 g

QR CODE



Preparation Steps



Material Assessments

hard	<input type="checkbox"/>	soft	<input checked="" type="checkbox"/>	opaque	<input checked="" type="checkbox"/>	transparent	<input type="checkbox"/>
smooth	<input type="checkbox"/>	rough	<input checked="" type="checkbox"/>	tough	<input checked="" type="checkbox"/>	ductile	<input type="checkbox"/>
matte	<input checked="" type="checkbox"/>	glossy	<input type="checkbox"/>	light	<input type="checkbox"/>	heavy	<input checked="" type="checkbox"/>
elastic	<input type="checkbox"/>	not elastic	<input checked="" type="checkbox"/>	fibred	<input checked="" type="checkbox"/>	not-fibred	<input type="checkbox"/>
strong	<input checked="" type="checkbox"/>	weak	<input type="checkbox"/>				

Forming Technique
-Mold

References
-Naturelab.risd.edu

