



Ingredient List



10gr glycerine



200mL Water



10 mL Vinegar



10gr Turkiye
Coffee Ground



24gr Gelatine

Preperation Steps



Used Coffee Grounds
collected and waited 24
hours to dry.



Mixed all ingredients
before cooking the
material.



Cooked the mixture and
keep stirring 30 minutes,
afterwards let it boil for
15 minutes, cook it in
total 45 minutes.



Mold the mixture in a
square 10 x 10 shape and
add some rope pieces
before the material get
ready.

Material Assessments

hard	<input checked="" type="checkbox"/>	<input type="checkbox"/>	<input type="checkbox"/>	<input type="checkbox"/>	soft
smooth	<input checked="" type="checkbox"/>	<input type="checkbox"/>	<input type="checkbox"/>	<input type="checkbox"/>	rough
matte	<input checked="" type="checkbox"/>	<input type="checkbox"/>	<input type="checkbox"/>	<input type="checkbox"/>	glossy
elastic	<input checked="" type="checkbox"/>	<input type="checkbox"/>	<input type="checkbox"/>	<input type="checkbox"/>	not elastic
strong	<input checked="" type="checkbox"/>	<input type="checkbox"/>	<input type="checkbox"/>	<input type="checkbox"/>	weak

opaque	<input checked="" type="checkbox"/>	<input type="checkbox"/>	<input type="checkbox"/>	<input type="checkbox"/>	transparent
tough	<input checked="" type="checkbox"/>	<input type="checkbox"/>	<input type="checkbox"/>	<input type="checkbox"/>	ductile
light	<input checked="" type="checkbox"/>	<input type="checkbox"/>	<input type="checkbox"/>	<input type="checkbox"/>	heavy
fibred	<input checked="" type="checkbox"/>	<input type="checkbox"/>	<input type="checkbox"/>	<input type="checkbox"/>	not-fibred

RECIPE 01

Forming Technique

Mold

References

<http://www.materiom.org/search>









RECIPE 02

Ingredient List

- 
 20gr glycerine
- 
 250mL Water
- 
 25 mL Vinegar
- 
 15gr Filter Coffee Ground
- 
 60gr Gelatine
- 
 5gr Rope
- 
 5gr Tobacco leaf

Preperation Steps

- 
 Used Coffee Grounds collected and waited 24 hours to dry.
- 
 Mixed all ingredients before cooking the material. Split some rope pieces as disattached strings.
- 
 Cooked the mixture and keep stirring 20 minutes, afterwards let it boil for 25 minutes, cook it in total 45 minutes.
- 
 Mold the mixture in a square 10 x 10 shape and add some rope pieces before the material get ready.

Material Assessments

- | | | | |
|---------|--------------------------|-------------|--------------------------|
| hard | <input type="checkbox"/> | soft | <input type="checkbox"/> |
| smooth | <input type="checkbox"/> | rough | <input type="checkbox"/> |
| matte | <input type="checkbox"/> | glossy | <input type="checkbox"/> |
| elastic | <input type="checkbox"/> | not elastic | <input type="checkbox"/> |
| strong | <input type="checkbox"/> | weak | <input type="checkbox"/> |
| opaque | <input type="checkbox"/> | transparent | <input type="checkbox"/> |
| tough | <input type="checkbox"/> | ductile | <input type="checkbox"/> |
| light | <input type="checkbox"/> | heavy | <input type="checkbox"/> |
| fibred | <input type="checkbox"/> | not-fibred | <input type="checkbox"/> |

Forming Technique
Mold

References
<http://www.materiom.org/search>





RECIPE 03

Ingredient List



15gr glycerine



250mL Water



25mL Vinegar



30gr Corn Starch

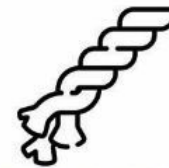


10gr Rope



5gr Tobacco leaf

Preparation Steps



Old rope got cut into small pieces afterwards by ripping ropes we got smaller strings.



Mixed all ingredients before cooking the material.



Cooked the mixture and keep stirring 30 minutes, afterwards let it boil for 15 minutes, cook it in total 45 minutes.



Mold the mixture in a square 10 x 10 shape and add some rope pieces before the material get ready.

Material Assessments

hard	<input type="checkbox"/>	soft	<input type="checkbox"/>
smooth	<input type="checkbox"/>	rough	<input type="checkbox"/>
matte	<input type="checkbox"/>	glossy	<input type="checkbox"/>
elastic	<input type="checkbox"/>	not elastic	<input type="checkbox"/>
strong	<input type="checkbox"/>	weak	<input type="checkbox"/>

opaque	<input type="checkbox"/>	transparent	<input type="checkbox"/>
tough	<input type="checkbox"/>	ductile	<input type="checkbox"/>
light	<input type="checkbox"/>	heavy	<input type="checkbox"/>
fibred	<input type="checkbox"/>	not-fibred	<input type="checkbox"/>

Forming Technique
Mold

References

<http://www.materiom.org/search>






Ingredient List

QR CODE



10 gr glycerine 30 gr corn starch 25 gr protein powder 10 gr coffee 200 ml water

Preparation Steps



Material Assessments

hard	<input type="checkbox"/>	<input type="checkbox"/>	<input type="checkbox"/>	<input type="checkbox"/>	<input type="checkbox"/>	soft	<input type="checkbox"/>	<input type="checkbox"/>	<input type="checkbox"/>	<input type="checkbox"/>	<input type="checkbox"/>
smooth	<input type="checkbox"/>	<input type="checkbox"/>	<input type="checkbox"/>	<input type="checkbox"/>	<input type="checkbox"/>	rough	<input type="checkbox"/>	<input type="checkbox"/>	<input type="checkbox"/>	<input type="checkbox"/>	<input type="checkbox"/>
matte	<input type="checkbox"/>	<input type="checkbox"/>	<input type="checkbox"/>	<input type="checkbox"/>	<input type="checkbox"/>	glossy	<input type="checkbox"/>	<input type="checkbox"/>	<input type="checkbox"/>	<input type="checkbox"/>	<input type="checkbox"/>
elastic	<input type="checkbox"/>	<input type="checkbox"/>	<input type="checkbox"/>	<input type="checkbox"/>	<input type="checkbox"/>	not elastic	<input type="checkbox"/>	<input type="checkbox"/>	<input type="checkbox"/>	<input type="checkbox"/>	<input type="checkbox"/>
strong	<input type="checkbox"/>	<input type="checkbox"/>	<input type="checkbox"/>	<input type="checkbox"/>	<input type="checkbox"/>	weak	<input type="checkbox"/>	<input type="checkbox"/>	<input type="checkbox"/>	<input type="checkbox"/>	<input type="checkbox"/>
opaque	<input type="checkbox"/>	<input type="checkbox"/>	<input type="checkbox"/>	<input type="checkbox"/>	<input type="checkbox"/>	transparent	<input type="checkbox"/>	<input type="checkbox"/>	<input type="checkbox"/>	<input type="checkbox"/>	<input type="checkbox"/>
tough	<input type="checkbox"/>	<input type="checkbox"/>	<input type="checkbox"/>	<input type="checkbox"/>	<input type="checkbox"/>	ductile	<input type="checkbox"/>	<input type="checkbox"/>	<input type="checkbox"/>	<input type="checkbox"/>	<input type="checkbox"/>
light	<input type="checkbox"/>	<input type="checkbox"/>	<input type="checkbox"/>	<input type="checkbox"/>	<input type="checkbox"/>	heavy	<input type="checkbox"/>	<input type="checkbox"/>	<input type="checkbox"/>	<input type="checkbox"/>	<input type="checkbox"/>
fibred	<input type="checkbox"/>	<input type="checkbox"/>	<input type="checkbox"/>	<input type="checkbox"/>	<input type="checkbox"/>	not-fibred	<input type="checkbox"/>	<input type="checkbox"/>	<input type="checkbox"/>	<input type="checkbox"/>	<input type="checkbox"/>

RECIPE 4

Forming Technique
Mold

References

<http://www.materiom.org/search>



ALPER YAVUZ-YENER TUNA BULCA



QR CODE

Ingredient List



200 ml water 15 gr glycerine 15 gr apple pectin 30 gr gelatine

Preperation Steps



Material Assessments

hard	<input type="checkbox"/>	soft	<input type="checkbox"/>	opaque	<input type="checkbox"/>	transparent	<input type="checkbox"/>
smooth	<input type="checkbox"/>	rough	<input type="checkbox"/>	tough	<input type="checkbox"/>	ductile	<input type="checkbox"/>
matte	<input type="checkbox"/>	glossy	<input type="checkbox"/>	light	<input type="checkbox"/>	heavy	<input type="checkbox"/>
elastic	<input type="checkbox"/>	not elastic	<input type="checkbox"/>	fibred	<input type="checkbox"/>	not-fibred	<input type="checkbox"/>
strong	<input type="checkbox"/>	weak	<input type="checkbox"/>				

RECIPE 05

Forming Technique
Mold

References
<http://www.materiom.org/search>





Ingredient List



400 ml water



20 gr protein powder



30 gr oat



Ingredient 04

QR CODE

Preparation Steps



Material Assessments

hard	<input type="checkbox"/>	soft	<input type="checkbox"/>
smooth	<input type="checkbox"/>	rough	<input type="checkbox"/>
matte	<input type="checkbox"/>	glossy	<input type="checkbox"/>
elastic	<input type="checkbox"/>	not elastic	<input type="checkbox"/>
strong	<input type="checkbox"/>	weak	<input type="checkbox"/>
opaque	<input type="checkbox"/>	transparent	<input type="checkbox"/>
tough	<input type="checkbox"/>	ductile	<input type="checkbox"/>
light	<input type="checkbox"/>	heavy	<input type="checkbox"/>
fibred	<input type="checkbox"/>	not-fibred	<input type="checkbox"/>

RECIPE 06

Forming Technique

Mold

References

<http://www.materiom.org/search>

