

Ingredient List



10 mL Glycerine



20 mL Vinegar



7.5 gr Blue Butterfly Tea



30gr Potato Starch



240mL Water

Preparation Steps



1. Pour the materials into the pot.



2. Stir and mix all the ingredients until the powders dissolve in the liquids and become one.



3. Cook the mixture until it become like a pudding. After the mixture has boiled, keep stir it until the steams stop occuring.






4. After finish the cooking process, pour the mixture into the flat surface. Grease paper can be used to avoid it to stick the surface.

Material Assessments

hard	<input type="checkbox"/>	<input type="checkbox"/>	<input type="checkbox"/>	<input type="checkbox"/>	soft	opaque	<input type="checkbox"/>	<input type="checkbox"/>	<input type="checkbox"/>	transparent
smooth	<input type="checkbox"/>	<input type="checkbox"/>	<input type="checkbox"/>	<input type="checkbox"/>	rough	tough	<input type="checkbox"/>	<input type="checkbox"/>	<input type="checkbox"/>	ductile
matte	<input type="checkbox"/>	<input type="checkbox"/>	<input type="checkbox"/>	<input type="checkbox"/>	glossy	light	<input type="checkbox"/>	<input type="checkbox"/>	<input type="checkbox"/>	heavy
elastic	<input type="checkbox"/>	<input type="checkbox"/>	<input type="checkbox"/>	<input type="checkbox"/>	not elastic	fibred	<input type="checkbox"/>	<input type="checkbox"/>	<input type="checkbox"/>	not-fibred
strong	<input type="checkbox"/>	<input type="checkbox"/>	<input type="checkbox"/>	<input type="checkbox"/>	weak					

Forming Technique



References

<http://www.materiom.org/search>
bv