

# RECIPE 01

## Ingredient List



Glycerol




Gelatin




Water




## Preparation Steps




Add all the ingredients.



Mix it all up.



After it thickness on the stone, mix it for another 5 min.



Mold and wait for it to dry.

## Material Assessments


hard	<input type="checkbox"/>	soft	<input checked="" type="checkbox"/>	opaque	<input checked="" type="checkbox"/>	transparent	<input type="checkbox"/>	
smooth	<input checked="" type="checkbox"/>	rough	<input type="checkbox"/>	tough	<input checked="" type="checkbox"/>	ductile	<input type="checkbox"/>	
matte	<input checked="" type="checkbox"/>	glossy	<input type="checkbox"/>	light	<input checked="" type="checkbox"/>	heavy	<input type="checkbox"/>	
elastic	<input checked="" type="checkbox"/>	not elastic	<input type="checkbox"/>	fibred	<input checked="" type="checkbox"/>	not-fibred	<input type="checkbox"/>	
strong	<input checked="" type="checkbox"/>	weak	<input type="checkbox"/>					

## Forming Technique

### Molding

References  
<http://www.materiom.org/recipe/22>









MERVE NUR PAVLAK  
 DAMLA NAZ GÜLLER



## RECIPE 02

### Ingredient List



Eggshell



Gelatin



Water



### Preparation Steps



After boiling the egg shells and drying them in the oven, we break them into small pieces.



Add all ingredients.



Put the mixture on the stove and mix it on low heat.



After boiling, we put the mixture in 10x10 box.

### Material Assessments

hard	<input type="checkbox"/>	soft	<input type="checkbox"/>
smooth	<input type="checkbox"/>	rough	<input type="checkbox"/>
matte	<input type="checkbox"/>	glossy	<input type="checkbox"/>
elastic	<input type="checkbox"/>	not elastic	<input type="checkbox"/>
strong	<input type="checkbox"/>	weak	<input type="checkbox"/>

opaque	<input type="checkbox"/>	transparent	<input type="checkbox"/>
tough	<input type="checkbox"/>	ductile	<input type="checkbox"/>
light	<input type="checkbox"/>	heavy	<input type="checkbox"/>
fibred	<input type="checkbox"/>	not-fibred	<input type="checkbox"/>

### Forming Technique

#### Molding

### References

<http://www.materiom.org/recipe/658>

Merve Nur Pavlak  
Damla Naz Güller





# RECIPE 03

### Ingredient List

			
Tea Grounds	Water	Glycerol	Gelatin



### Preperation Steps


			
Add all the ingredients.	Mix it all up.	Stir until it thickens on the stove.	Mold and wait for it to dry.

### Material Assessments

hard <input type="checkbox"/>	soft <input type="checkbox"/>	opaque <input type="checkbox"/>	transparent <input type="checkbox"/>
smooth <input type="checkbox"/>	rough <input type="checkbox"/>	tough <input type="checkbox"/>	ductile <input type="checkbox"/>
matte <input type="checkbox"/>	glossy <input type="checkbox"/>	light <input type="checkbox"/>	heavy <input type="checkbox"/>
elastic <input type="checkbox"/>	not elastic <input type="checkbox"/>	fibred <input type="checkbox"/>	not-fibred <input type="checkbox"/>
strong <input type="checkbox"/>	weak <input type="checkbox"/>		

### Forming Technique: Molding

References:  
<http://www.materiom.org/recipe/692>



Merve Nur Pavlak  
 Damla Naz Güller






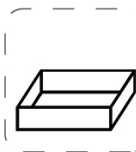
# RECIPE 04

## Ingredient List

				
Egg Carton	Glycerol	Corn Starch	Vinegar	Water



## Preparation Steps


			
Add glycerol, corn starch, vinegar and water	Put the mixture on the stove and mix it on low heat.	When the mixture starts to boil, we add the egg cartons that we grind into powder.	After mixing for 2 more minutes, we put it in a 10x10 box.

## Material Assessments

hard <input type="checkbox"/>	<input type="checkbox"/>	soft <input type="checkbox"/>	opaque <input type="checkbox"/>	transparent <input type="checkbox"/>
smooth <input type="checkbox"/>	<input type="checkbox"/>	rough <input type="checkbox"/>	tough <input type="checkbox"/>	ductile <input type="checkbox"/>
matte <input type="checkbox"/>	<input type="checkbox"/>	glossy <input type="checkbox"/>	light <input type="checkbox"/>	heavy <input type="checkbox"/>
elastic <input type="checkbox"/>	<input type="checkbox"/>	not elastic <input type="checkbox"/>	fibred <input type="checkbox"/>	not-fibred <input type="checkbox"/>
strong <input type="checkbox"/>	<input type="checkbox"/>	weak <input type="checkbox"/>		

Forming Technique  
Molding

References  
<http://www.materiom.org/recipe/669>





# RECIPE 05



### Ingredient List



Corn Starch



Glycerol



Eggshell



Water

### Preparation Steps



After boiling the egg shells and drying them in the oven, we break them into small pieces.



Add all ingredients.



Put the mixture on the stove and mix it on low heat.



After boiling, we put the mixture in 10x10 box.

### Material Assessments

hard	<input checked="" type="checkbox"/>	<input type="checkbox"/>	<input type="checkbox"/>	<input type="checkbox"/>	soft	<input type="checkbox"/>	<input type="checkbox"/>	<input type="checkbox"/>	<input type="checkbox"/>
smooth	<input checked="" type="checkbox"/>	<input type="checkbox"/>	<input type="checkbox"/>	<input type="checkbox"/>	rough	<input type="checkbox"/>	<input type="checkbox"/>	<input type="checkbox"/>	<input type="checkbox"/>
matte	<input checked="" type="checkbox"/>	<input type="checkbox"/>	<input type="checkbox"/>	<input type="checkbox"/>	glossy	<input type="checkbox"/>	<input type="checkbox"/>	<input type="checkbox"/>	<input type="checkbox"/>
elastic	<input checked="" type="checkbox"/>	<input type="checkbox"/>	<input type="checkbox"/>	<input type="checkbox"/>	not elastic	<input type="checkbox"/>	<input type="checkbox"/>	<input type="checkbox"/>	<input type="checkbox"/>
strong	<input checked="" type="checkbox"/>	<input type="checkbox"/>	<input type="checkbox"/>	<input type="checkbox"/>	weak	<input type="checkbox"/>	<input type="checkbox"/>	<input type="checkbox"/>	<input type="checkbox"/>
opaque	<input checked="" type="checkbox"/>	<input type="checkbox"/>	<input type="checkbox"/>	<input type="checkbox"/>	transparent	<input type="checkbox"/>	<input type="checkbox"/>	<input type="checkbox"/>	<input type="checkbox"/>
tough	<input checked="" type="checkbox"/>	<input type="checkbox"/>	<input type="checkbox"/>	<input type="checkbox"/>	ductile	<input type="checkbox"/>	<input type="checkbox"/>	<input type="checkbox"/>	<input type="checkbox"/>
light	<input checked="" type="checkbox"/>	<input type="checkbox"/>	<input type="checkbox"/>	<input type="checkbox"/>	heavy	<input type="checkbox"/>	<input type="checkbox"/>	<input type="checkbox"/>	<input type="checkbox"/>
fibred	<input checked="" type="checkbox"/>	<input type="checkbox"/>	<input type="checkbox"/>	<input type="checkbox"/>	not-fibred	<input type="checkbox"/>	<input type="checkbox"/>	<input type="checkbox"/>	<input type="checkbox"/>

Forming Technique  
Molding

References

<http://www.materiom.org/recipe/682>





# RECIPE 01

## Ingredient List



Glycerol



Starch



Water



Vinegar



## Preparation Steps



Add all the ingredients.



Mix it all up.



Stir for another 10 min over medium heat.



Mold and wait for it to dry.

## Material Assessments


hard	<input type="checkbox"/>	soft
smooth	<input type="checkbox"/>	rough
matte	<input type="checkbox"/>	glossy
elastic	<input type="checkbox"/>	not elastic
strong	<input type="checkbox"/>	weak

opaque	<input type="checkbox"/>	transparent
tough	<input type="checkbox"/>	ductile
light	<input type="checkbox"/>	heavy
fibred	<input type="checkbox"/>	not-fibred

## Forming Technique: Molding

### References:

<https://thekidshouldseethis.com/post/how-to-make-bioplastic#:~:text=Add%201%20tablespoon%20of%20starch,can%20double%2C%20triple%2C%20etc.>



MERVE NUR PAVLAK  
DAMLA NAZ GÜLLER