



RECIPE 01

Ingredient List



Water



Cornstarch





Oil



Flower



Preparation Steps



Material Assessments

hard	<input type="checkbox"/>	<input checked="" type="checkbox"/>	soft	<input checked="" type="checkbox"/>	<input type="checkbox"/>
smooth	<input checked="" type="checkbox"/>	<input type="checkbox"/>	rough	<input type="checkbox"/>	<input type="checkbox"/>
matte	<input type="checkbox"/>	<input checked="" type="checkbox"/>	glossy	<input checked="" type="checkbox"/>	<input type="checkbox"/>
elastic	<input type="checkbox"/>	<input checked="" type="checkbox"/>	not-elastic	<input checked="" type="checkbox"/>	<input type="checkbox"/>
strong	<input type="checkbox"/>	<input checked="" type="checkbox"/>	weak	<input checked="" type="checkbox"/>	<input type="checkbox"/>
opaque	<input checked="" type="checkbox"/>	<input type="checkbox"/>	transparent	<input type="checkbox"/>	<input type="checkbox"/>
tough	<input checked="" type="checkbox"/>	<input type="checkbox"/>	ductile	<input type="checkbox"/>	<input type="checkbox"/>
light	<input type="checkbox"/>	<input checked="" type="checkbox"/>	heavy	<input checked="" type="checkbox"/>	<input type="checkbox"/>
fibred	<input type="checkbox"/>	<input type="checkbox"/>	not-fibred	<input type="checkbox"/>	<input type="checkbox"/>

Forming Technique

<https://elementalscience.com/blogs/science-activities/make-bioplastic-kitchen>





RECIPE 02

Ingredient List



water



Cornstarch



vinegar





Glycerin



Food Coloring



Preparation Steps



Material Assessments

hard	<input type="checkbox"/>	<input checked="" type="checkbox"/>	soft
smooth	<input type="checkbox"/>	<input checked="" type="checkbox"/>	rough
matte	<input type="checkbox"/>	<input checked="" type="checkbox"/>	glossy
elastic	<input checked="" type="checkbox"/>	<input type="checkbox"/>	not-elastic
strong	<input checked="" type="checkbox"/>	<input type="checkbox"/>	weak

opaque	<input type="checkbox"/>	<input checked="" type="checkbox"/>	transparent
tough	<input type="checkbox"/>	<input checked="" type="checkbox"/>	ductile
light	<input checked="" type="checkbox"/>	<input type="checkbox"/>	heavy
fibred	<input type="checkbox"/>	<input type="checkbox"/>	not-fibred

Forming Technique

<https://materiom.org/recipe/619>





RECIPE 03

Ingredient List



water



cornstarch



Glycerin




Gelatin



Coffee Beans



Preparation Steps



Material Assessments

hard	<input type="checkbox"/>	<input type="checkbox"/>	<input type="checkbox"/>	<input type="checkbox"/>	soft	<input type="checkbox"/>	<input type="checkbox"/>	<input type="checkbox"/>	<input type="checkbox"/>	opaque	<input type="checkbox"/>	<input type="checkbox"/>	<input type="checkbox"/>	<input type="checkbox"/>	transparent
smooth	<input type="checkbox"/>	<input type="checkbox"/>	<input type="checkbox"/>	<input type="checkbox"/>	rough	<input type="checkbox"/>	<input type="checkbox"/>	<input type="checkbox"/>	<input type="checkbox"/>	tough	<input type="checkbox"/>	<input type="checkbox"/>	<input type="checkbox"/>	<input type="checkbox"/>	ductile
matte	<input type="checkbox"/>	<input type="checkbox"/>	<input type="checkbox"/>	<input type="checkbox"/>	glossy	<input type="checkbox"/>	<input type="checkbox"/>	<input type="checkbox"/>	<input type="checkbox"/>	light	<input type="checkbox"/>	<input type="checkbox"/>	<input type="checkbox"/>	<input type="checkbox"/>	heavy
elastic	<input type="checkbox"/>	<input type="checkbox"/>	<input type="checkbox"/>	<input type="checkbox"/>	not-elastic	<input type="checkbox"/>	<input type="checkbox"/>	<input type="checkbox"/>	<input type="checkbox"/>	fibred	<input type="checkbox"/>	<input type="checkbox"/>	<input type="checkbox"/>	<input type="checkbox"/>	not-fibred
strong	<input type="checkbox"/>	<input type="checkbox"/>	<input type="checkbox"/>	<input type="checkbox"/>	weak	<input type="checkbox"/>	<input type="checkbox"/>	<input type="checkbox"/>	<input type="checkbox"/>						

Forming Technique

<https://naturelab.risd.edu/discover/biomaterials-you-can-make-at-home/>





RECIPE 04

Ingredient List



Water



Cornstarch



Glycerin



Eggshell



Cinnamon



Preparation Steps



Material Assessments

hard	<input type="checkbox"/>	<input type="checkbox"/>	<input type="checkbox"/>	soft
smooth	<input type="checkbox"/>	<input type="checkbox"/>	<input type="checkbox"/>	rough
matte	<input type="checkbox"/>	<input type="checkbox"/>	<input type="checkbox"/>	glossy
elastic	<input type="checkbox"/>	<input type="checkbox"/>	<input type="checkbox"/>	not-elastic
strong	<input type="checkbox"/>	<input type="checkbox"/>	<input type="checkbox"/>	weak

opaque	<input type="checkbox"/>	<input type="checkbox"/>	transparent
tough	<input type="checkbox"/>	<input type="checkbox"/>	ductile
light	<input type="checkbox"/>	<input type="checkbox"/>	heavy
fibred	<input type="checkbox"/>	<input type="checkbox"/>	not-fibred

Forming Technique

<http://www.materiom.org/recipe/682>

